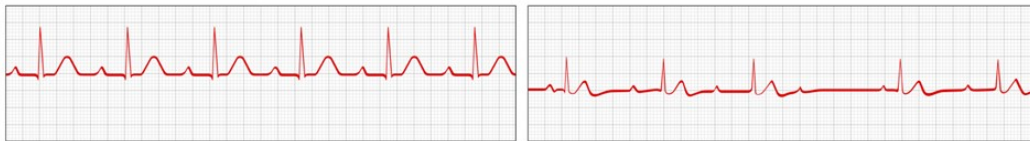
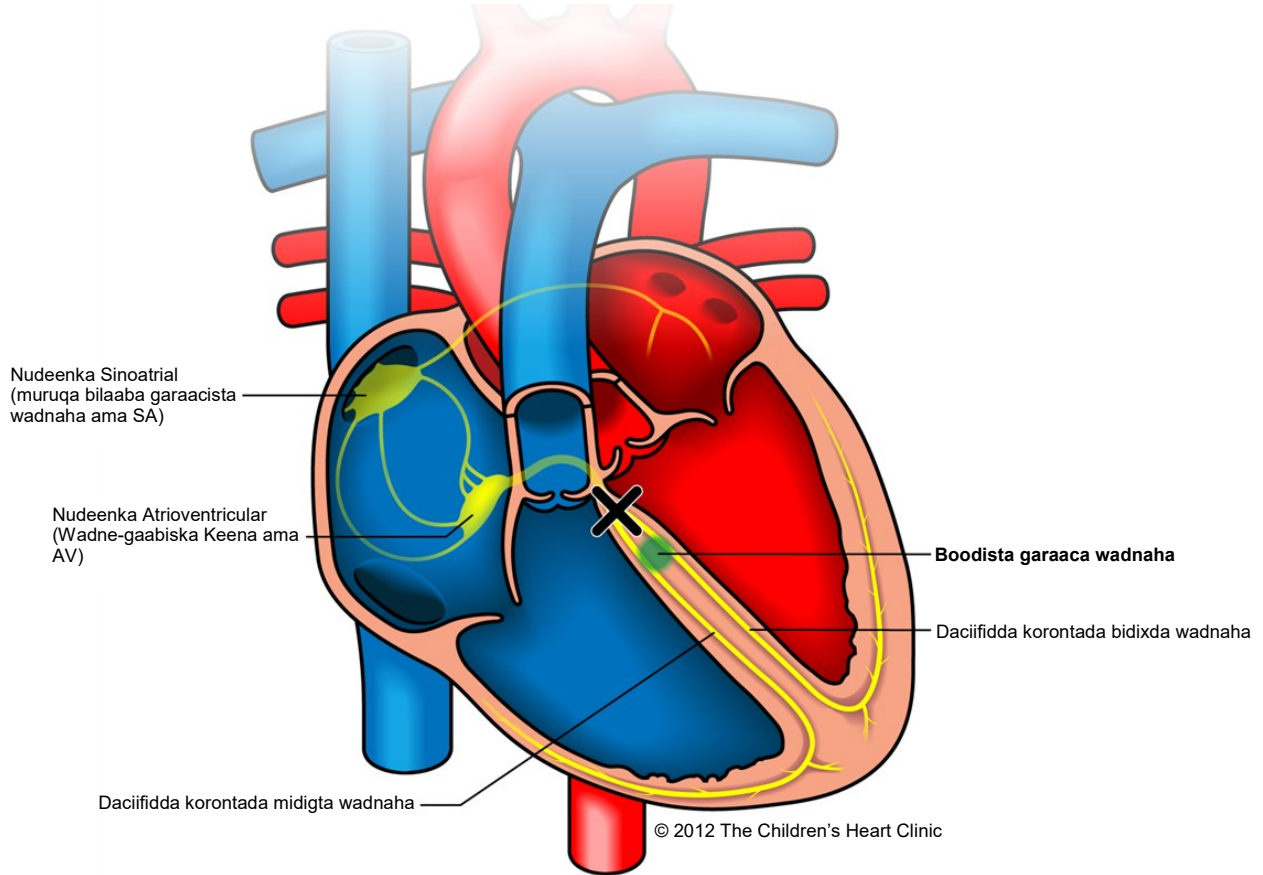


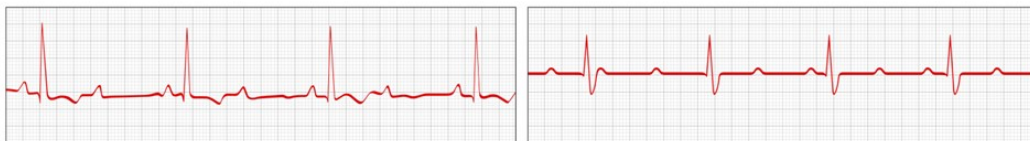
## Atrioventricular Block

Atrioventricular Xannibaad Keenta (Wadne-gaabis ama AV)



EKG- heerka 1aad xannibaadda AV

EKG- Nooca I heerka 2aad xannibaadda AV



EKG- Nooca II heerka 2aad xannibaadda AV

EKG- heerka 3aad xannibaadda AV

Ogeysiis:

The Children's Heart Clinic 2530 Chicago Avenue S, Ste 500, Minneapolis, MN 55404  
612-813-8800 \* Toll Free: 1-800-938-0301 \* Fax: 612-813-8825  
Children's Hospital of Minnesota, 2525 Chicago Avenue S, Minneapolis, MN 55404

---

## **Atrioventricular Xannibaad Keenta (Wadne-gaabis ama AV)**

### Atrioventricular Block

Xannibaad (AV) Keenta Wadne-gaabis waa isbeddel ku yimaada dhaqdhaqaaqa korantada ee qalbaca kore ee wadnaha (dusha) ilaa qalbaca hoose ee wadnaha (hoose). Garaaca wadnaha caadiga ah waxa uu ka bilowdaa nudeenka muruqa garaacista (SA). Nudeenka SA ayaa xakameeya garaacista wadnaha. Garaacista gaabiska ah waxay qalbacyada wadnaha uga gudubtaa nudeenka AV ka dibna habka uu muruqa wadnaha u sii kala baxayo. Xannibaadda AV waa mid ka mid ah siyaabaha soo socda oo aan caadi ahayn. Waxaa jira saddex nooc oo ah xannibaadda AV:

Heerka koowaad – Garaacista ayaa gaabineysa, balse garaacistu waa ay jireysaa. Inta badan waa wax caadi ah oo lagu arko ilmaha iyo dhallinyarada.

Heerka labaad – Qaarkood, oo aan ahayn murqaha oo dhan ayaa garaacis sameeya.

Nooca 1aad – Helitaan ah in badanaa garaacistu gaabiso ka hor intaysan mid kale bilaaban.

Nooca 2aad – Helitaan ah garaacis teelteel gaabis ah oo aan marna wax iska beddeleyn.

Heerka saddexaad – Wax garaacis qeybta hore ah in aysan gabi ahaanba jireyn. Badanaa *garaacista boodista ah* waxay kor u qaadeyaa in uu garaaca wadnaha u sii gudbo meel kale.

Carruurta ku dhalata xannibaadda AV qaabka wadnahooda ayaan caadi ahayn ama hooyada ayey dheecaan uga soo gudbisay mandheerta oo dhib ayaa gaaray habkii garaaca wadnaha. Xannibaadda AV waxay sidoo kale dhici kartaa dhalashada ka dib sababo kala duwan awgood, sida dhibaato ah qanjirka taayroodka, xanuun kale oo wadnaha dhaawaca, ama carqalad kale oo ku dhacda habdhiskka caadiga ah marka la qalayo wadnaha.

#### **Wiisiteynta/Calaamadaha Jirka:**

- Wadne-garaac gaabis ah, garaacis aan caadi ahayn, boodboodis daciif ah.
- Badanaa ilmaha heerka koowaad iyo heerka labaad ee nooca 1aad calaamado ma laha. Carruurta kuwooda qaba heerka labaad ee nooca 2aad ama heerka saddexaad ayaa leh calaamado, laakiin calaamad la'aan ayey noqon karaan.
- Daal, dawakhaad, miyirbeelid, naqaska oo ku yaraada ayaa ah calaamadaha ugu badan.

#### **Cilladsheegid:**

- EKG: Waa baarista ugu horreysa oo lagu xaqiijinayo garaaca iyo shaqada wadnaha.
- Qalabka Holter/Sharootada Zio: Waa qalab la xirto oo wakhti muddeysan lagu ogaan karo garaaca wadnaha.
- ECHO: Mararka qaar ayaa lagu baaraa shaqada ama qaabka wadnaha aan caadiga ahayn haddii loo baahdo.
- Sheybaaris: Waxaa lagu baaraa sababaha kale ee wadne xannibaya ee aan ahayn dhibaato wadne oo toos ah.

#### **Maareynta/Daaweynta Caafimaadka:**

- Badanaa daawo looma baahna heerka koowaad iyo labaad ee xannibaadda AV nooca 1aad.
- Haddii la helo sababta xannibaadda wadnaha waxaa la daaweeyaa waxa sababtaas keenay.
- Qalab hagaajiya garaaca wadnaha ayaa lagu rakibaa xaaladaha heerka labaad ee ah AV nooca 2aad ama saddexaad ee xannibaadda AV marka ilmuhu buuxiyo shuruudaha.

#### **Natiijooyinka Mustaqbalka Fog:**

- Waxay si aad ah ugu xiran tahay sababta keentay xannibaadda wadnaha. Badanaa ilmaha qaba heerka koowaad iyo heerka labaad ee xannibaadda AV nooca 1aad nolol caadi ah ayey iska wataan.
- Haddii loo geliyo qalabka garaaca wadnaha markaas waa in ilmaha noloshooda oo dhan lala socdo wixii dhib ah iyo garaaca wadnahooda iyadoo mararka qaar qalabka laga beddelayo.